



QETTLE®

GREAT BRITISH BOILING WATER TAPS

QETTLE

Innovation and engineering excellence

We are proud to introduce you to QETTLE. A new brand, from old hands. And the latest chapter in a British-based design and manufacturing journey that has included the invention of Triflow[®] and establishing the luxury kitchen and bathroom brand, Perrin & Rowe[®].

Today, a tap is no longer just a tap. It has evolved from a humble fixture into a multi-tasking appliance. A must-have product that by combining convenience, energy efficiency, safety and style, tops many a kitchen makeover's wish list.

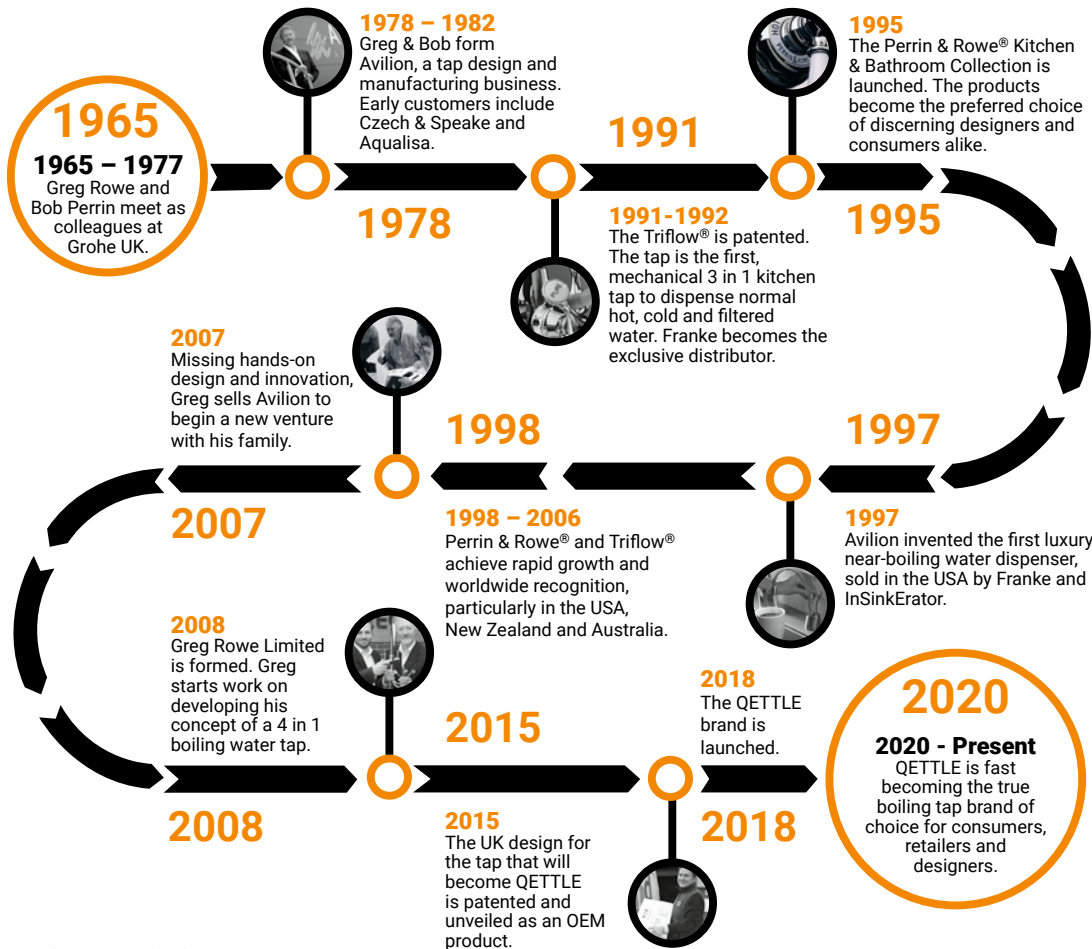
We believe there is a QETTLE for every kitchen, and QETTLE boiling water taps truly are better by design. Their ingenious, patented construction enables us to offer a more accessible range, without compromising on quality, performance or aesthetics. Put simply, whatever QETTLE you choose, you will always be assured of true, 100°C boiling water and filtered drinking water.

We hope this brochure will both inspire and inform – and that you'll soon be raising a QETTLE cuppa of your own!


Greg Rowe



The first QETTLE Signature Pattern to commemorate The Queen's Platinum Jubilee.
QETTLE Signature Pattern is protected by patent P34570GB1.



Triflow is a brand of Triflow Concepts Ltd.
Perrin & Rowe is a brand of Fortune Brands.





QETTLE ORIGINAL

4 IN 1

QETTLE Original offers unrivalled value and proves boiling water taps don't have to bust the budget. With true, 100°C boiling water, filtered drinking water and normal hot and cold flows, your QETTLE will soon become indispensable for everything from hot drinks, speedy noodles, porridge and soup to filling pans of boiling water for rice, pasta and veggies.

Finished in polished chrome, a choice of 2, 4 or 7 litre boiler tanks are available. A QETTLE Chiller can be added for cooled, filtered drinking water.

Your QETTLE is energy efficient and you'll only use the amount of water you require when you need it.

“ —

Had our QETTLE tap for a couple of years now and still just LOVE it! Fantastic price compared to other makes.



Judith Burnham

QETTLE *Signature* MODERN

4 IN 1

QETTLE Signature Modern taps are beautifully engineered from marine grade stainless steel in the UK. They dispense four flows – true, 100°C boiling water, filtered drinking water, plus normal hot and cold flows. Handles feature tactile, knurled detailing. Choose from a round or square-shaped spout.

Three boiler tank sizes are available – 2, 4 or 7 litres. Complete your tap with a QETTLE Chiller for refreshingly cool, filtered drinking water.



*Lifetime guarantee applies to the external body of QETTLE Signature Modern, Classic & Mini taps engineered and finished in stainless steel. Colour finishes are not included.

QETTLE *Signature* 4 IN 1 CLASSIC

British engineered QETTLE Signature taps are made from marine grade stainless steel and feature a softer form and gently flared base. Their white lever handles perfectly complement Belfast sinks.

Signature Classic taps dispense four flows - true, 100°C boiling water, filtered drinking water, plus normal hot and cold flows.

A QETTLE Chiller can be added to cool the flow of filtered drinking water.



Choose a QETTLE Signature Classic with button handle if 10cm clearance isn't available behind your tap.



“

It's when the recipe says add boiling water. I just grin and turn the tap. Amazing.






Peter Harrison



QETTLE IN COLOUR

Every beautiful colour finished QETTLE is unique. The finishes – brass, copper, gunmetal and black – are achieved by colouring each, individual part of the tap using a highly specialised PVD process.

Colour finishing is carried out in the UK and is a small-batch, dedicated procedure. PVD produces a lustrous, highly durable finish that is significantly tougher than traditional, plated finishes.



Gunmetal

Copper

Brass

Black

Every effort has been made to provide a true representation of our colours however each living finish is unique and should be chosen to complement rather than match other kitchen fittings and appliances.



QETTLE ORIGINAL MINI 2 IN 1

QETTLE Original Mini is a superb solution for a prep sink, breakfast bar or drinks' station. It's also ideal if you'd like to keep your current mixer tap but enjoy the convenience of instant true, 100°C boiling and filtered water.

Like all QETTLES, it has two stage safety, and there's a choice of a 2, 4 or 7 litre boiler tank.



QETTLE *Signature* MINI 2 IN 1

Literally half a QETTLE, Signature Mini delivers 100°C boiling water and filtered drinking water. Brass, copper, gunmetal or black colour finishes are available by special order.

Engineered from marine grade stainless steel, it's the perfect partner for a QETTLE Signature Mixer tap, or can be used to great effect on a smaller sink or island.





QETTLE *Signature* MIXERS

QETTLE Signature standard mixer taps have been designed to perfectly complement Signature boiling water taps and can be colour finished in beautiful brass, copper, gunmetal or black.

Dispensing normal hot and cold flows, they can be used in a stand-alone capacity on a smaller sink, in a utility room, or partnered with a QETTLE Signature Mini.



MODERN



Single lever
round spout



Single lever
square spout



Dual lever
round spout



Dual lever
square spout

CLASSIC



Single lever
round spout



Dual lever
round spout



“ —

My partner drinks filtered water and thanks to QETTLE, we no longer need a water filter jug on the work surface – fantastic.



John Spencer

QETTLE CHILLER

Reduce the amount of plastic you use and enjoy more fridge space by saying goodbye to bottled water and bulky filter jugs. The QETTLE Chiller cools the flow of filtered drinking water typically down to 4°C – a refreshing temperature that is pleasant to drink all year round.



The QETTLE Chiller will provide up to 1.2L of chilled, filtered water in one go. It is easily accommodated in cupboards of 600mm+.


HOW DOES IT WORK?

It's the tech inside a QETTLE tap that makes it unique. Engineered to our own, multi-patented design, the cylindrical section of the tap's body conceals four, separate waterways.

The simplest designs are often the best. And part of QETTLE's ingenuity is its mechanical operation.

The tap's core functionality has no dependency upon electronic components. Plus, whilst the tech inside stays the same, QETTLE's external aesthetic can range from polished chrome to marine grade stainless steel. But whatever your choice, one thing is guaranteed, 100°C boiling water for a great cuppa and endless convenience.

Underneath the sink is a compact, pressurised boiler tank, and a filter system. The insulated, energy-efficient tank stores boiling water, which is replenished as soon as it dispensed.



SAFE & EASY

QETTLE taps feature two-stage safety. All taps come with a safety clip, which when in place, makes accessing boiling water impossible. When the clip is removed, the button must be pushed down and the handle turned at the same time to obtain boiling water.

Insulation ensures the spout, apart from the tip, is always safe to touch.

Filtered drinking water can be accessed by the whole family without removing the clip.

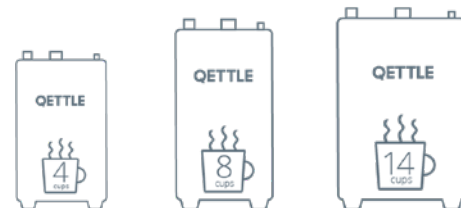




UNDER THE SINK

The undersink components of a QETTLE system are simple – a boiler tank and a filter system – meaning easy installation. A choice of 2, 4 and 7 litre energy efficient boiler tanks are available, which replenish boiling water as it is used.

Inside the filter system is a carbon cartridge. In addition to removing unpleasant contaminants such as chlorine, it also contains a scale inhibitor, which helps to protect the boiler tank's element from being damaged by hard water.



2L & 4L QETTLE boiler tanks can be easily accommodated by kitchen units 450mm+.



QETTLE CARE

QETTLE care is easy and affordable. Filter cartridges need to be replaced twice a year, and it's a simple job you can do yourself.

Register your QETTLE, and we'll send you a friendly reminder by email. There's also a small LED on the base of the tap that flashes when a filter cartridge replacement is due.

The QETTLE boiler tank requires an annual deep clean. This can be done at the same time as replacing a filter cartridge and will ensure the tap's boiler tank is flushed free of scale and debris. Think of it as tap TLC.



DESIGN & MANUFACTURING

We are proud to have been designing and manufacturing taps in the UK for over 30 years. Every stage in your QETTLE’s journey is important to us, and our control of critical engineering and production processes ensures QETTLE quality is of the highest standard.

QETTLE taps are hand-built and tested at our factory in Norfolk. All QETTLE taps and systems have a 2 year warranty, and the stainless steel used for QETTLE Signature taps carries a lifetime warranty.

Our dedicated in-house QETTLE customer support team take pride in looking after our customers. Our YouTube channel and QETTLE.com also offer a wealth of information and guidance.

DIMENSIONS

NAME	(MM) FULL HEIGHT	HEIGHT BASE TO TIP OF SPOUT	THROW	CODE		
	2L	4L		7L		
Original 2 in 1 Mini	292	181	170	Q9220	Q9520	Q9720
Original 4 in 1	352	227	212	Q9213PV	Q9412PV	Q9713PV
Signature 2 in 1 Mini	289	179	170	Q9211	Q9410	Q9711
Signature Modern 4 in 1 Round	387	248	229	Q9200PV	Q9400PV	Q9700PV
Signature Modern 4 in 1 Square	340	229	230	Q9202PV	Q9402PV	Q9702PV
Signature Classic 4 in 1 Two Lever	388	249	229	Q9204PV	Q9404PV	Q9704PV
Signature Classic 4 in 1 Button Handle	388	249	229	Q9421	Q9441	Q9741
Signature Modern Mixer Single Lever Round	380	245	228	Q4610		
Signature Modern Mixer Single Lever Square	330	225	230	Q4611		
Signature Modern Mixer Dual Lever Round	380	245	228	Q4620		
Signature Modern Mixer Dual Lever Square	330	225	230	Q4621		
Signature Classic Mixer Single Lever Round	380	245	228	Q4640		
Signature Classic Mixer Dual Lever Round	380	245	228	Q4630		
	HEIGHT	WIDTH	DEPTH			
2L Boiler Tank	265	175	220	Part of complete system		
4L Boiler Tank	370	185	240	Part of complete system		
7L Boiler Tank	370	235	300	Part of complete system		
QETTLE Chiller	370	185	320	8425		
Filter System	344	110	90	Part of complete system		

Water pressure between a minimum of 1.5 and a maximum of 5 bar plus a standard 13 amp plug socket to plug in your boiler tank are required (plus a second socket for a QETTLE Chiller). All QETTLE taps require a standard 35mm diameter hole. *QETTLE Signature Classic taps require a 10cm clearance – measured from the centre of the tap hole, between your tap and the windowsill, splashback etc. Please be sure that your Signature Classic is ordered with a button handle if there is less than 10cm. Please ask us if you’re unsure - we are here to help!



999710

www.qettle.com
01603 875464
sales@qettle.com

QETTLE®

QETTLE is a brand of GREG ROWE LIMITED
QETTLE's unique design and technology is protected by the following
internationally granted patents US9,958,075, GB1515293.7, CN208237133

